



EMT501 & EMT501B

CEILING SPEAKERS

KEY FEATURES:

- ◆ 5.5 inch woofer
- ◆ Power selector terminal on rear
- ◆ Snap in mount for easy installation
- ◆ Modern design
- ◆ All metal construction
- ◆ Optional Supports
- ◆ Optional HA501 Hole Saw



DESCRIPTION

The EMT501 and EMT501B ceiling speaker is designed to meet the needs for background music and paging. The EMT501 & EMT501B incorporates a 5.5 inch speaker to ensure smooth, clear response.

The EMT501 and EMT501B is all metal construction to ensure maximum durability. Power is chosen using the convenient screw terminal on the rear. The spring loaded mounting clips guarantee fast and simple installation. Using the optional HA501 Hole Saw, it will cut installation time to an absolute minimum. This simple yet effective approach to background music and paging system speakers saves both time and money providing a very aesthetically pleasing look which appeals to even the most discerning of designer.

SPECIFICATIONS

Type : EMT Series Ceiling Speaker

Driver : 5.5" full range

Power Taps (25/70 V) : 4w, 2w, 1w, 0.5w

Power Handling Direct : 15 watts

Sensitivity (1W/1M) : 87 dB

Frequency Range : 50/20kHz

Rated Voltage : 70 volts, 25 volts, 8 ohm

Dimensions (dia x depth) EMT 501 :

200 x 75mm (7.875 inches x 2.75 inches)

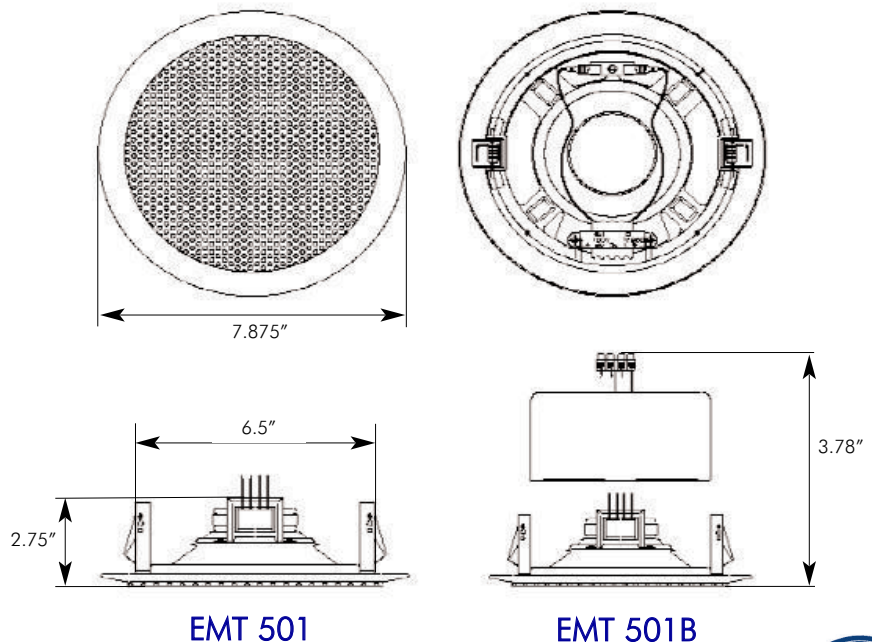
Dimensions (dia x depth) EMT 501B :

200 x 75mm (7.875 inches x 3.78 inches)

Cut out mounting diameter :

165mm (6.5 inches)

Finish : White paint on metal



EMT 501

EMT 501B

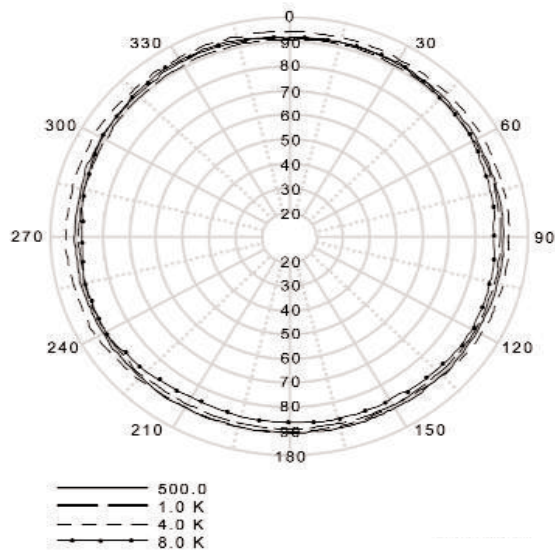
EMT501 & EMT501B



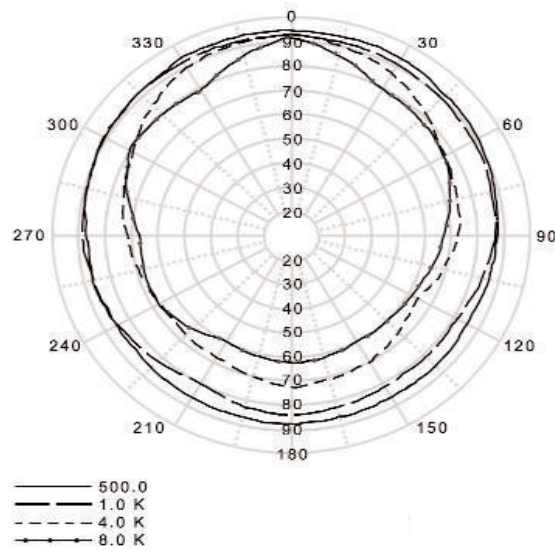
CEILING SPEAKERS

POLAR CURVES

EMT501:

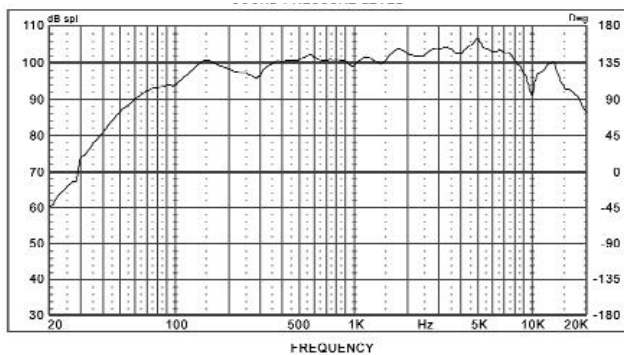


EMT501B:

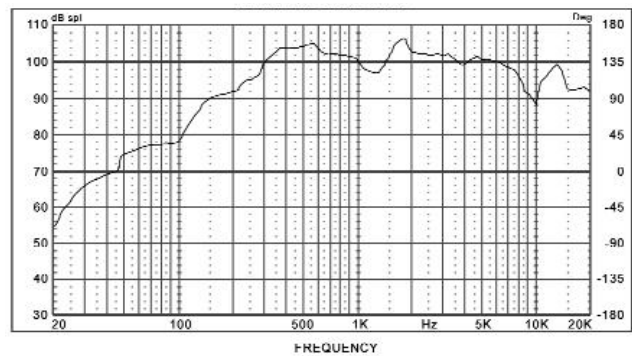


FREQUENCY RESPONSE

EMT501:



EMT501B:



OPTIONAL SUPPORTS



EMTBS

T-Bar Support



EDR501

Dry Wall Rough-in



ESR501

Dry Wall Support Ring



white radio
 A CYGNAL TECHNOLOGIES COMPANY